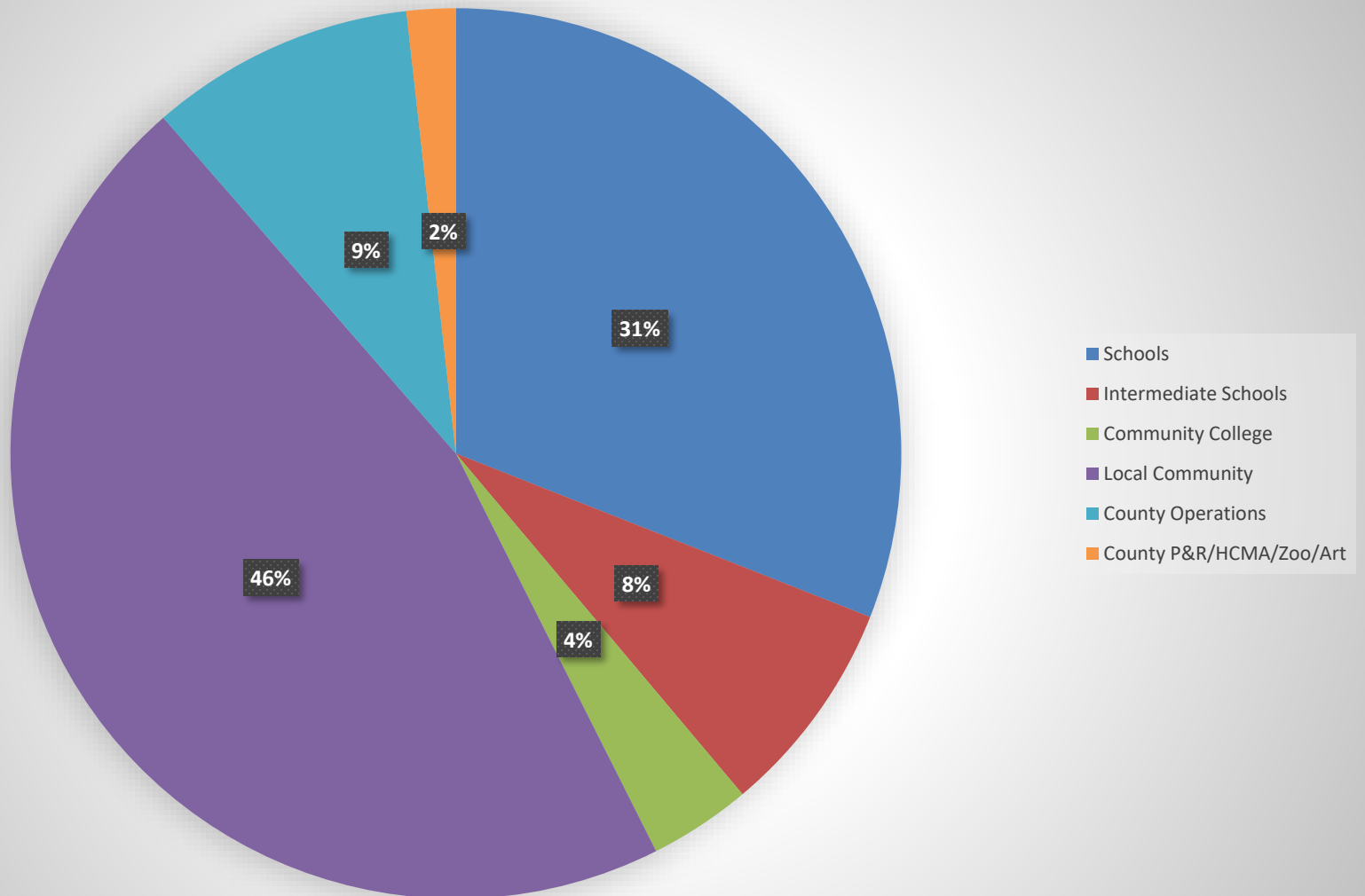




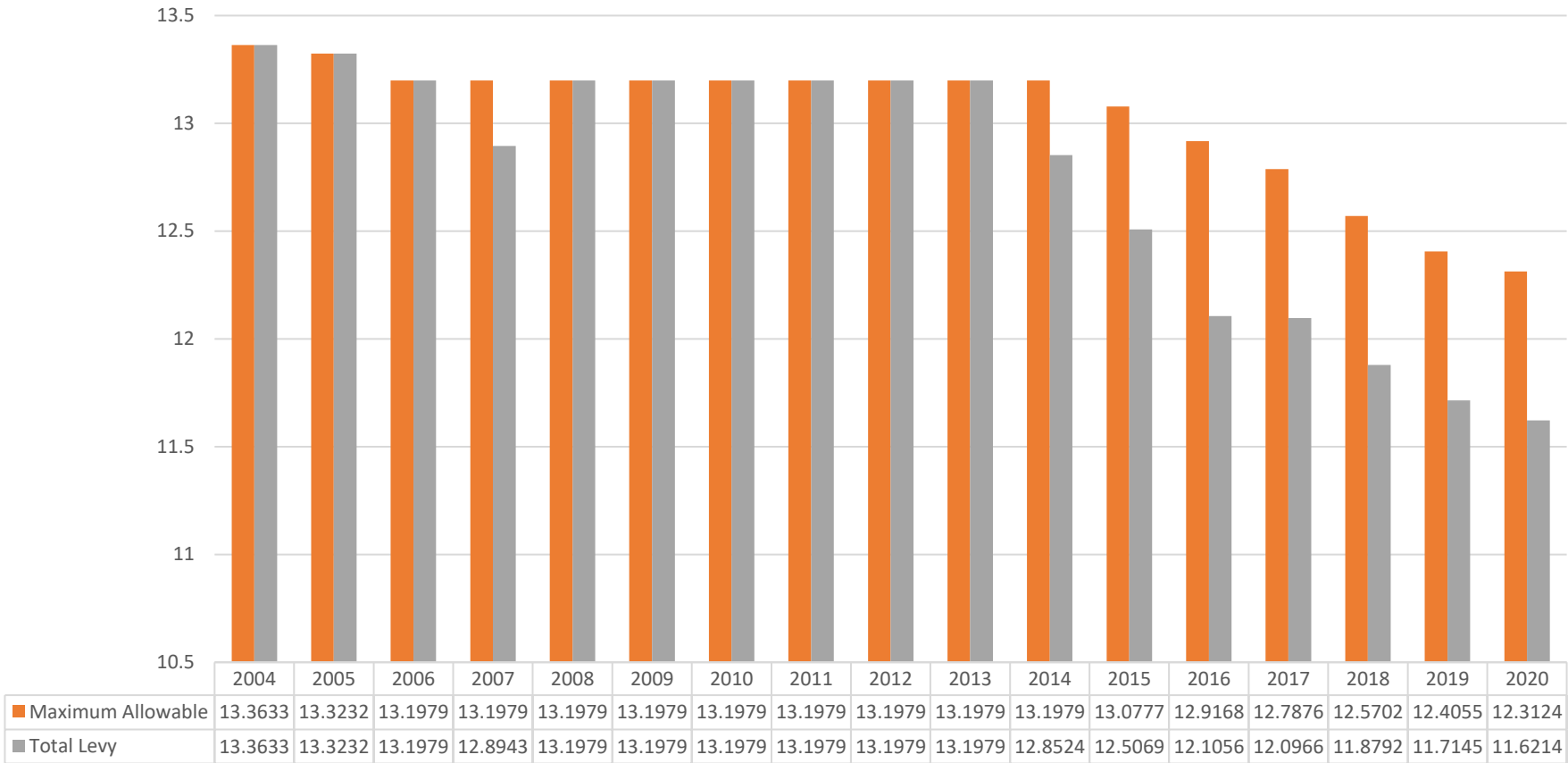
THE CITY OF THE VILLAGE OF CLARKSTON
2020/2021 FISCAL YEAR BUDGET
APPROVED BUDGET

June 22, 2020

Where Do My Tax Dollars Go?



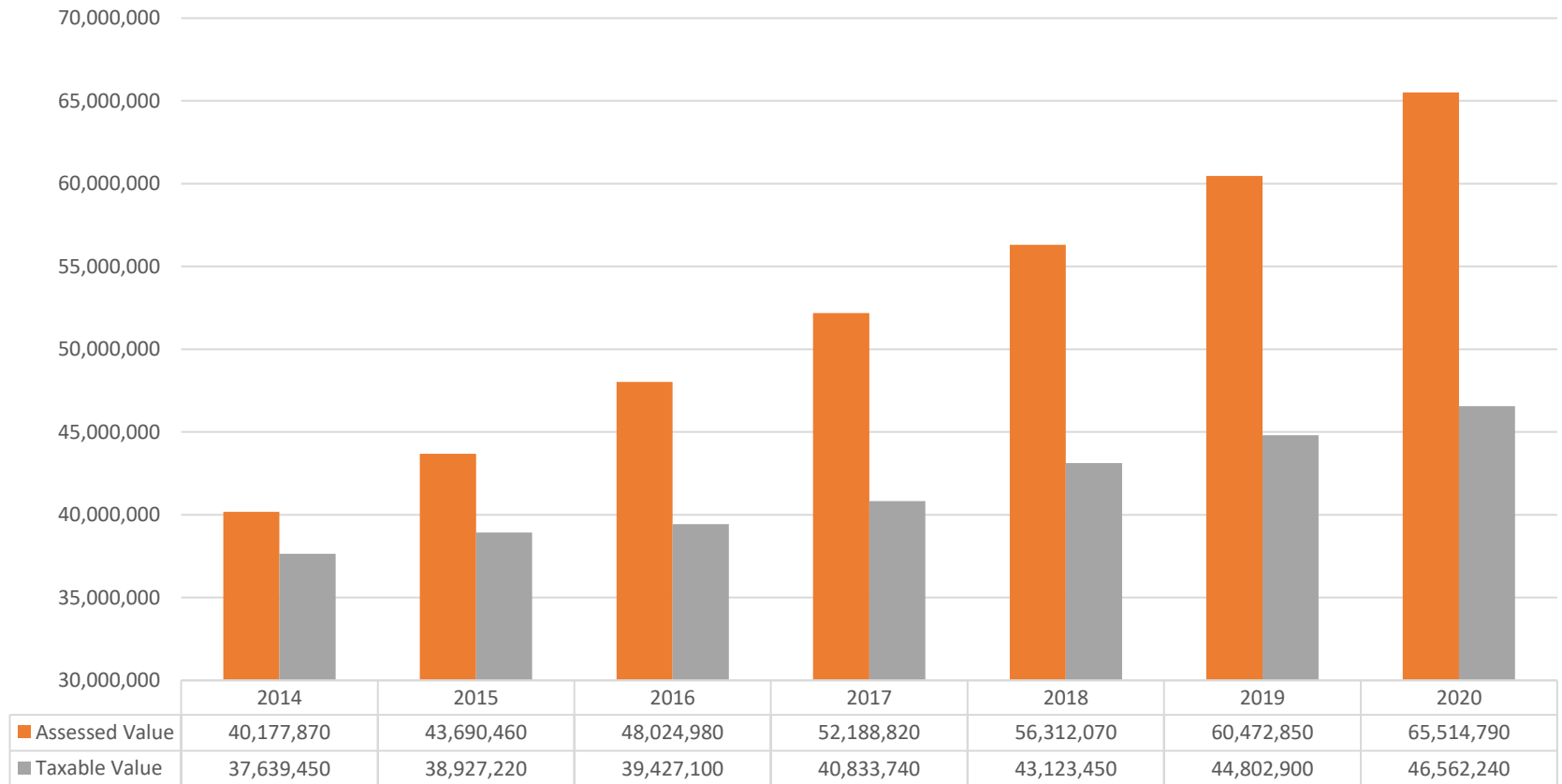
Millage Rates



Source: Oakland County Assessors Office

FY20/21 Maximum Allowable Millage (after Headlee Rollback):	12.3124
Less Library Millage Reduction:	- 0.691
Proposed FY20/21 Millage:	11.6214

Assessed Value vs Taxable Value

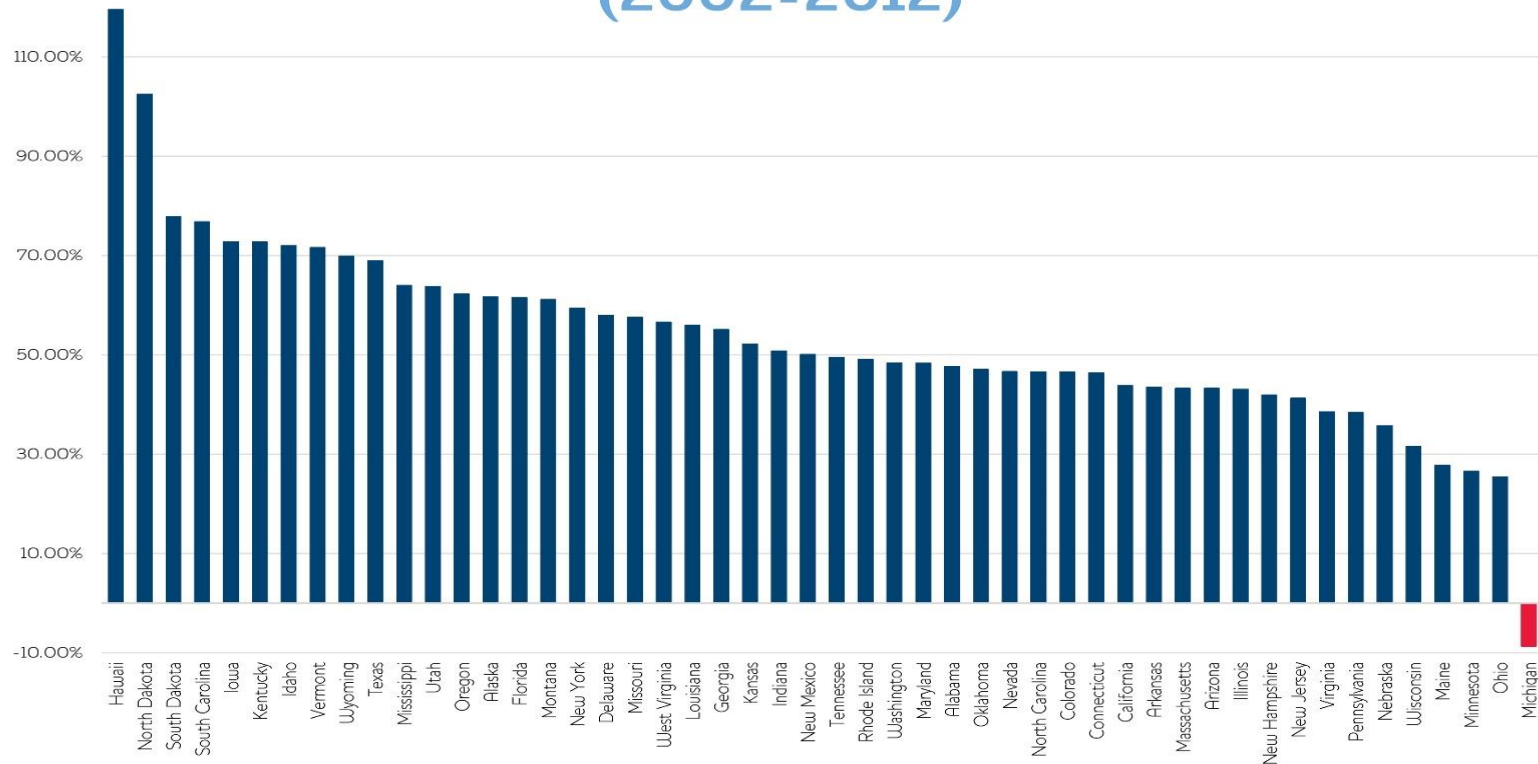


Source: Oakland County Assessors Office

Proposed FY20/21 Millage:	11.6214
FY20/21 Taxable Value (after Proposal A Cap):	\$46,562,240
Tax Revenue (Millage x Taxable Value / 1,000):	\$541,118

Revenue Sharing by State

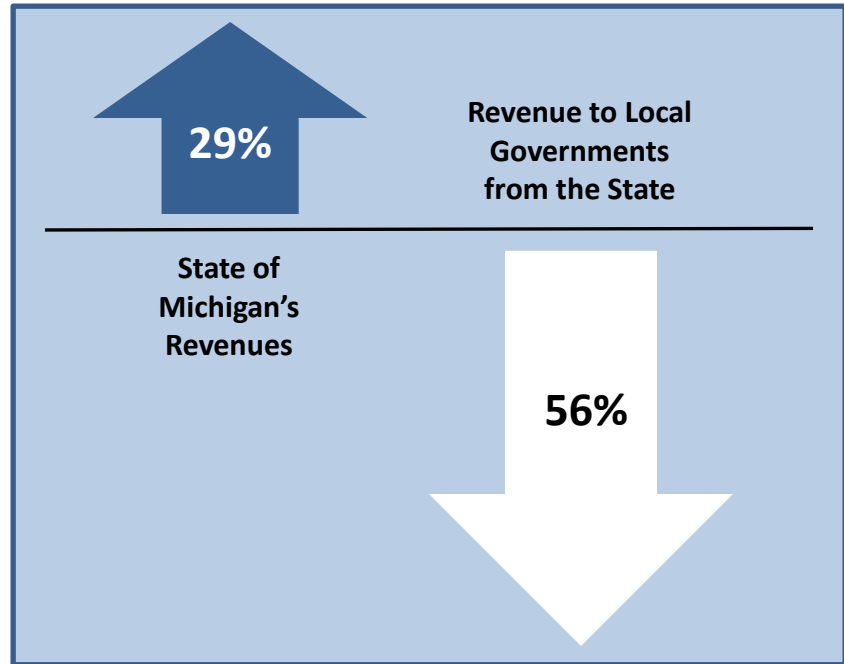
GROWTH IN MUNICIPAL GENERAL REVENUE (2002-2012)



Revenue Sharing in Michigan

Did you know?

According to the U.S. Census Bureau, from 2002 to 2012 State of Michigan revenue increased 29%, but their financial support of local governments decreased by 56%.



Since 2002, the City of the Village of Clarkston has cumulatively lost almost \$376,000 that should have been received under the statutory guidelines.

CITY OF THE VILLAGE OF CLARKSTON

Fiscal Year 2020-2021 Proposed Operational Budget

	2019-20 APPROVED BUDGET	2020-2021 PROPOSED BUDGET	PERCENT CHANGE	EXPLANATION OF SIGNIFICANT CHANGES
Fund 101 - GENERAL				
REVENUE				
CURRENT TAX REVENUES	525,000	\$540,750	3.0%	Projected 3.0% Avg. Taxable Value increase
INTEREST & PENALTY REVENUES	1,031	\$1,182	14.6%	3 Year Average
CABLE TV REVENUES	12,689	\$13,219	4.2%	3 Year Average
IN-KIND FEES/PEG FEES AT&T	7,551	\$6,699	-11.3%	3 Year Average
PERMIT FEES	30,000	28,062	-6.5%	Current year run rate
DOG LICENSES REVENUE	2,000	\$1,662	-16.9%	3 Year Average
COMM DEV BLOCK GRANT - CDBG	7,000	\$8,000	14.3%	Increase per CDBG
LOCAL COMMUNITY STABILIZATION SHARE-PP	1,460	\$2,642	80.9%	3 Year Average
STATE REVENUE SHARING/SALES TAX	80,485	\$85,428	6.1%	Per SEMCOG State Revenue Sharing site
STATE LIQUOR CONTROL COMM	3,395	\$3,775	11.2%	3 Year Average
STATE OF MI METRO AUTHORITY	2,132	\$0	-100.0%	
ENHANCED ACCESS REVENUE SHARING	302	\$547	81.1%	Run Rate
DISTRICT COURT REVENUE	5,000	\$9,784	95.7%	Run Rate - 25% Discount
BANNER REVENUES	3,006	\$2,000	-33.5%	Reduced due to COVID-19
INTEREST EARNED	2,412	\$3,524	46.1%	3 Year Average
DIVIDENDS AND REBATES	1,457	\$1,500	3.0%	
GAZEBO RENTALS	1,658	\$1,000	-39.7%	Reduced due to COVID-19
EQUIPMENT RENTAL	37,500	\$24,884	-33.6%	3 Year Average -25% Discount
MISCELLANEOUS INCOME	2,620	\$2,000	-23.7%	
SPECIAL EVENTS REVENUE	2,841	\$1,500	-47.2%	Reduced due to COVID-19
PROCEEDS FROM LONG TERM DEBT	\$300,000	\$0	-100.0%	
TRANSFER IN (from FUND BALANCE)	\$73,078	\$139,101	90.3%	Proposed use of excess fund balance for City projects
TOTAL REVENUE	\$1,102,617	\$877,258	-20.4%	

CITY OF THE VILLAGE OF CLARKSTON

Fiscal Year 2020-2021 Proposed Operational Budget

	2019-20 APPROVED BUDGET	2020-2021 PROPOSED BUDGET	PERCENT CHANGE	EXPLANATION OF SIGNIFICANT CHANGES
Fund 101 - GENERAL, continued				
APPROPRIATIONS				
COUNCIL	\$12,058	\$12,158	0.8%	
CLERK	\$28,718	\$30,800	7.2%	Estimated cost of 2020 Presidential election
AUDIT	\$10,500	\$11,100	5.7%	
BOARD OF REVIEW	\$250	\$50	-80.0%	
TREASURER	\$36,100	\$35,961	-0.4%	
ASSESSOR	\$8,000	\$8,000	0.0%	
ELECTIONS	\$2,750	\$3,400	23.6%	Estimated cost of 2020 Presidential election
ADMINISTRATIVE	\$85,700	\$84,450	-1.5%	
BUILDING & GROUNDS	\$79,262	\$80,902	2.1%	
LEGAL FEES	\$30,000	\$30,000	0.0%	
WATERSHED COUNCIL (CRWC)	\$800	\$815	1.9%	
LAW ENFORCEMENT	\$123,670	\$127,380	3.0%	
FIRE PROTECTION	\$146,499	\$150,894	3.0%	
BUILDING INSPECTION	\$29,000	\$29,000	0.0%	
DPW	\$41,622	\$41,087	-1.3%	
HIGHWAYS, STREETS, BRIDGES	\$18,340	\$20,076	9.5%	Needed DPW Equipment replacements
STREET LIGHTING	\$16,000	\$11,000	-31.3%	Current run rate
PLANNING & ENGINEERING	\$31,000	\$23,000	-25.8%	Current run rate
HISTORIC DISTRICT COMMISSION	\$3,000	\$3,000	0.0%	
INSURANCE & BONDS	\$5,956	\$6,357	6.7%	
EMPLOYER MEDICARE & SOCIAL SEC.	\$11,000	\$11,000	0.0%	
UNEMPLOYMENT INSURANCE	\$4,000	\$3,000	-25.0%	Current run rate
WORKMAN'S COMPENSATION	\$2,210	\$2,561	15.9%	Increased insurance cost
CAPITAL OUTLAY	\$8,899	\$0	-100.0%	
TRANSFER OUT (to 203 LOCAL STREET)	\$7,182	\$6,966	-3.0%	
TRANSFER OUT (to 401 CAPITAL PROJECTS)	\$69,000	\$144,302	109.1%	
TOTAL APPROPRIATIONS	\$811,516	\$877,259	8.1%	
NET OF REVENUES/APPROPRIATIONS	\$291,101	(\$0)	-100.0%	

CITY OF THE VILLAGE OF CLARKSTON

Fiscal Year 2020-2021 Proposed Operational Budget

	2019-20 APPROVED BUDGET	2020-2021 PROPOSED BUDGET	PERCENT CHANGE	EXPLANATION OF SIGNIFICANT CHANGES
Fund 202 - MAJOR STREET				
REVENUE				
STATE SHARED REVENUES	\$68,199	\$70,430	3.3%	MDOT Estimate
TRANSFERS IN (from 101 GENERAL FUND)	\$0	\$0	0.0%	
TOTAL REVENUE	\$68,199	\$70,430	3.3%	
APPROPRIATIONS				
NON-WINTER	\$14,736	\$17,439	18.3%	Labor rebalancing, increased road crack fill
TRAFFIC	\$9,734	\$9,734	0.0%	
WINTER	\$38,350	\$36,450	-5.0%	Labor rebalancing
MISC EXPENSE	\$0	\$0	0.0%	
EMPLOYER MEDICARE & SOCIAL SEC.	\$2,100	\$2,100	0.0%	
UNEMPLOYMENT INSURANCE	\$832	\$500	-39.9%	Current run rate
TRANSFER OUT (to 203 LOCAL STREET)	\$2,447	\$4,207	71.9%	
TOTAL APPROPRIATIONS	\$68,199	\$70,430	3.3%	
NET OF REVENUES/APPROPRIATIONS	\$0	\$0	0.0%	
Fund 203 - LOCAL STREET				
REVENUE				
STATE SHARED REVENUES	\$23,961	\$23,477	-2.0%	MDOT Estimate
TRANSFER IN (from 101 GENERAL FUND)	\$7,182	\$6,966	-3.0%	Back into this amount to balance budget
TRANSFER IN (from 202 MAJOR STREET)	\$2,447	\$4,207	71.9%	Transfer excess 202 funds to 203
TOTAL REVENUE	\$33,590	\$34,650	3.2%	
APPROPRIATIONS				
NON-WINTER	\$6,300	\$7,800	23.8%	Labor rebalancing, increased road crack fill
TRAFFIC	\$5,100	\$5,100	0.0%	
WINTER	\$21,050	\$20,850	-1.0%	
EMPLOYER MEDICARE & SOCIAL SEC.	\$775	\$650	-16.1%	
UNEMPLOYMENT INSURANCE	\$650	\$250	-61.5%	Current run rate
TOTAL APPROPRIATIONS	\$33,875	\$34,650	2.3%	
NET OF REVENUES/APPROPRIATIONS	(\$285)	\$0	-100.0%	

CITY OF THE VILLAGE OF CLARKSTON

Fiscal Year 2020-2021 Proposed Operational Budget

	2019-20 APPROVED BUDGET	2020-2021 PROPOSED BUDGET	PERCENT CHANGE	EXPLANATION OF SIGNIFICANT CHANGES
Fund 401 - CAPITAL PROJECT FUND				
REVENUE				
CONTRIBUTIONS	\$0	\$0	0.0%	
TRANSFER IN (from 101 GENERAL FUND)	\$69,000	\$144,302	109.1%	
TRANSFER IN (from 236 PARKING FUND)	\$0	\$100,000	0.0%	For roads, sidewalks and parking lots only
TOTAL REVENUE	\$69,000	\$244,302	254.1%	
APPROPRIATIONS				
BUILDING & GROUNDS	\$307,000	\$14,352	-95.3%	19/20 budget included \$300K for City Hall building
HIGHWAY, STREETS, BRIDGES	\$19,000	\$31,000	63.2%	Includes City Sign project
PROFESSIONAL & CONTRACTUAL SERVICES	\$8,000	\$3,000	-62.5%	Infrastructure repairs
REPAIR & RESURFACING OF ROADS	\$35,000	\$76,000	117.1%	Clarkston Rd, N. Holcomb, E. Church **
SIDEWALK REPLACEMENT	\$0	\$12,000	0.0%	Critical repairs/replacements only **
STREET LIGHT EXPANSION	\$0	\$7,000	0.0%	Conduct Study with cost estimates
DPW TRUCKS & LARGE EQUIPMENT	\$0	\$1,750	0.0%	DPW equipment (new truck in 2023)
NEW DEPOT PARK GAZEBO	\$0	\$69,500	0.0%	Reconstruct & lower, add handicap ramp
OFFICE FURNITURE	\$0	\$3,200	0.0%	Conference room table & chairs
SECURITY SYSTEM & CAMERAS	\$0	\$8,500	0.0%	City Hall building, followed by Depot Park
DRAIN & SEWER RECONSTRUCTION, CLARKSTON	\$0	\$0	0.0%	Included in Clarkston Road repair above
ELECTRONIC SPEED CONTROLS, MAIN & MILLER	\$0	\$12,000	0.0%	N. Main "Your Speed" signs, hardwired **
CITY CLOCK REPAIR	\$0	\$6,000	0.0%	Electrify City Clock, reseal clock face
TOTAL APPROPRIATIONS	\$369,000	\$244,302	-33.8%	** TO BE FUNDED BY PARKING FUND
NET OF REVENUES/APPROPRIATIONS	(\$300,000)	\$0	-100.0%	
TOTAL OF ALL FUNDS (101, 202, 203, 401)				
TOTAL REVENUE	\$1,273,406	\$1,226,640	-3.7%	
TOTAL APPROPRIATIONS	\$1,282,590	\$1,226,641	-4.4%	
NET OF REVENUES/APPROPRIATIONS	(\$9,184)	(\$0)	-100.0%	

Key Changes in Sources & Uses

\$15,750 Increase in Tax Revenue	\$76,000 for road resurfacing and \$12,000 for sidewalk repair & replacement **
\$139,101 Excess Fund Balance transferred to the General Fund	\$69,500 for Depot Park gazebo reconstruction and handicap ramp
	\$26,000 for new City welcoming signs, road identification signs and way finding signs
	\$12,000 for proposed hard-wired “Your Speed” signs for N. Main Street **
	\$8,500 for City Hall / Depot Park camera and monitored security system
	\$6,000 for repair and electrification of the City Clock on Main Street

** To be funded by the Parking Fund

FY19/20 Projected Fund Balance

Fund Balance July 1, 2019 (Audited)	\$249,177
Projected Revenue	\$1,050,449
Projected Expenditures	\$977,267
Net of Revenue/Expenditures	\$73,182
Projected Fund Balance June 30, 2020	\$322,359
Projected Year-End Fund Balance as a % of FY 19/20 Operational Expenditures	33.0%

FY20/21 Projected Fund Balance

Projected Fund Balance July 1, 2020	\$322,359
Projected Revenue	\$738,157
Projected Expenditures	\$877,259
Net of Revenue/Expenditures	(\$139,101)
Projected Fund Balance June 30, 2021	\$183,258
Projected Year-End Fund Balance as a % of FY 20-21 Operational Expenditures	20.9%

CITY OF THE VILLAGE OF CLARKSTON

CAPITAL IMPROVEMENT PLAN (CIP)

#	CATEGORY	COMMENTS	2020-2021	CAPITAL IMPROVEMENT PLAN YEARS					Priority (Urgent, Important, Desirable)	Funding Source (City, Parking, Grants,
			PROPOSED	2021-2022	2022-2023	2023-2024	2024-2025	2025-2026		
			BUDGET	Request	Request	Request	Request	Request		
1	CITY HALL / DPW BUILDING	DPW Storage space behind City Hall in 20/21	\$8,352	\$0	\$5,000	\$0	\$8,000	\$0	Desirable	City
2	FRIENDS OF DEPOT PARK	Ongoing repairs of Depot Park features	\$6,000	\$6,000	\$6,000	\$6,000	\$6,000	\$6,000	Desirable	City
3	TREE PLANTING	Replace dead or damaged City trees	\$1,000	\$2,000	\$2,000	\$2,000	\$2,000	\$2,000	Desirable	City
4	STREET SIGNS & POSTS	New Welcoming & Street signs in 20/21, secondary posts in	\$26,000	\$2,000	\$2,000	\$1,000	\$1,000	\$1,000	Desirable	City
5	SAFETY CROSSWALK PAINT/TAPE	Ongoing effort	\$4,000	\$4,000	\$4,000	\$4,000	\$4,000	\$4,000	Important	City
6	ENGINEERING SERVICES	For Band Shell & Board Walk projects	\$0	\$0	\$0	\$0	\$20,000	\$50,000	Desirable	Grants, Donations
7	PROFESSIONAL & CONTRACTUAL SERVICES	General Infrastructure repairs	\$3,000	\$6,000	\$6,000	\$6,000	\$6,000	\$6,000	Important	City
8	REPAIR & RESURFACING OF ROADS	Per the RAMP Report filed 2019	\$76,000	\$82,000	\$92,000	\$94,000	\$80,000	\$80,000	Important	Parking
9	SIDEWALK REPLACEMENT	Critical replacements in 20/21, maintenance thereafter	\$12,000	\$6,000	\$6,000	\$6,000	\$6,000	\$6,000	Important	Parking
10	RESURFACING OF PARKING LOTS	Resurface Washington lot in 21/22, Depot lot in 23/24	\$0	\$38,000	\$0	\$52,000	\$0	\$0	Important	Parking
11	MAIN STREET STREETLIGHT EXPANSION	Study in 20/21, N. Main in 21/22, S. Main in 22/23	\$7,000	\$75,000	\$75,000	\$0	\$0	\$0	Desirable	Grants, Donations
12	COMPUTER HARDWARE UPGRADES	Replace/Upgrade hardware every 3 years	\$0	\$0	\$8,000	\$0	\$0	\$9,000	Important	City
13	DPW TRUCKS & LARGE EQUIPMENT	Misc. equipment upgrades, new truck in 23/24	\$1,750	\$10,000	\$2,000	\$70,000	\$12,000	\$2,000	Important	City, Grants

CITY OF THE VILLAGE OF CLARKSTON

CAPITAL IMPROVEMENT PLAN (CIP)

#	CATEGORY	COMMENTS	2020-2021	CAPITAL IMPROVEMENT PLAN YEARS					Priority (Urgent, Important, Desirable)	Funding Source (City, Parking, Grants,
			PROPOSED	2021-2022	2022-2023	2023-2024	2024-2025	2025-2026		
			BUDGET	Request	Request	Request	Request	Request		
14	DEPOT PARK GAZEBO	Reconstruct and lower, add handicap ramp	\$69,500	\$0	\$2,000	\$0	\$2,000	\$0	Desirable	City, Grants,
15	OFFICE FURNITURE	Conference Room table & chairs in 20/21, office desks in	\$3,200	\$0	\$8,000	\$0	\$0	\$3,000	Desirable	City
16	PARKING KIOSK	Two units in Depot lot in 21/22; replace Wash. unit in 23/24	\$0	\$18,000	\$0	\$0	\$9,000	\$0	Desirable	City, Donations
17	SECURITY SYSTEM & CAMERAS	City Hall in 19/20, Depot Park in 21/22; Downtown in 22/23	\$8,500	\$5,000	\$5,000	\$0	\$0	\$5,000	Important	City
18	DRAIN & SEWER RECONSTRUCTION	Sewer/Storm Drain maintenance	\$0	\$0	\$0	\$2,000	\$0	\$0	Important	City
19	BANDSHELL AT DEPOT PARK	Per Master Plan	\$0	\$0	\$0	\$0	\$250,000	\$0	Desirable	Grants, Donations
20	DEPOT PARK PLAYGROUND EQUIPMENT	Replace damaged or broken equipment	\$0	\$2,000	\$0	\$2,000	\$5,000	\$0	Desirable	City, Donations
21	ELECTRONIC SPEED CONTROLS, MAIN	N. Main "Your Speed" signs, hardwired	\$12,000	\$0	\$0	\$0	\$0	\$0	Desirable	Parking
22	PERMANENT CULTURAL & ART DISPLAYS	Per Master Plan	\$0	\$0	\$10,000	\$0	\$10,000	\$0	Desirable	Grants, Donations
23	HISTORIC MARKERS / TOUR SOFTWARE	Per Master Plan	\$0	\$5,000	\$0	\$0	\$0	\$0	Desirable	Grants, Donations
24	DEPOT PARK RAISED BOARDWALK	Per Master Plan	\$0	\$0	\$0	\$0	\$0	\$450,000	Desirable	Grants, Donations
25	CITY CLOCK REPAIR	Electrify City Clock, reseal clock face	\$6,000	\$0	\$0	\$0	\$0	\$0	Desirable	City
TOTAL			\$244,302	\$261,000	\$233,000	\$245,000	\$421,000	\$624,000		

Questions / Discussion